

CONTENTS

1.1

NEWS FLASH

New Tool for Auto-Provisioning.

1.2

SOLUTIONS

Quick Links to Accounts in IP Inventory Entries.

1.3

MORE SOLUTIONS

Quick Links to Accounts on Extensions Page.

Issue N°24

OCTOBER 2016 EDITION

News Flash

New Tool for Auto-Provisioning.

Telinta has introduced a new Auto-Provisioning Helper Tool to complement our automated provisioning profiles for IP phones.

Initial configuration of IP phones is extremely important for proper performance. Over the years, Telinta has custom developed Auto-Provisioning profiles to streamline the provisioning of many popular models of IP phones.

Our new brandable white label tool streamlines the provisioning of IP phones which have not yet been populated with a provisioning string, and can be used by Telinta customers, their resellers, and the end users.

This tool is completely web-based and includes the following features:

- ▶ SIP device address lookup in the local network
- ▶ Provisioning server link generation
- ▶ Click-by-click instructions for all major device models
- ▶ One-click automatic provisioning (currently for Cisco devices only)

Please contact support@telinta.com to learn more.

Solutions

Quick Links to Accounts in IP Inventory Entries.











Telinta is constantly striving to streamline and simplify business operations for its customers. A recent addition to the Administrative Interface makes it easy to find out which accounts are assigned to an IP device. Now, the accounts assigned to an IP inventory entry show up as links.

| | | |
|---|--|------------------------------|
| Name | <input type="text" value="Polycom 335"/> | Description |
| Managed By | Administrator Only | Type |
| General Info Notepad | | |
| Profile | <input type="text" value="Valeriy_test"/> | Edit Profile |
| MAC Address | <input type="text" value="00:14:BF:11:11:00"/> | |
| Ports | Total <input type="text" value="2"/> Free <input type="text" value="0"/> | |
| ASCII / AES Key | <input type="text"/> | |
| Inventory ID | <input type="text"/> | |
| Open the port 1 account cc19903024 Open the port 2 account cc36091898 Show last download attempts | | |

More Solutions

Quick Links to Accounts on Extensions Page.

Day-to-day Administrator operations often involve assigning or modifying extensions and adjusting account configurations. Telinta engineers improved the process for switching between the Extensions page and Account Information pages, creating Quick Links to optimize this step. Now, all account IDs under the Extensions page are direct links to accounts and it takes only one click to open the corresponding account.

| | | Address Info | Balance Adjustments | Web Self-Care | Additional |
|---|--------------------|----------------|------------------------|---|------------|
| Edit | Extension Number * | Extension Name | Assigned Account | SIP | Use |
| | | | | | |
|  | 100 | | 0202 |  | |
|  | 101 | | 0203 |  | |
|  | 200 | | 0202_1 |  | |
|  | 201 | | 0202_2 |  | |
|  | 202 | | 0202_3 |  | |

Your opinion counts.

Help us improve this newsletter.



Please continue to give us your feedback: what you like, what you don't. Contact info@telinta.com to let us know what we can do to make our website and our newsletter even more valuable and relevant to you.